



Newsletter

Of the

New York Microscopical Society

1 Prospect Village Plaza
(66F Mt. Prospect Avenue)
Clifton, New Jersey 07013-1918



January 2010

N.Y.M.S. (973) 470-8733

Volume 4(24) Number 1

Meeting Announcement

New York Microscopical Society, 2010 Spring Lecture Series

"The Use of Insects in Forensic Investigations"

**Louis N. Sorkin, B.C.E., Entomologist/Arachnologist, Division of Invertebrate Zoology,
American Museum of Natural History**

When: Sunday, January 17, 2:00 pm

Where: New York Microscopical Society Headquarters, Clifton, New Jersey

This presentation will focus on medico-criminal investigation, urban and structural pests, stored products pests, and medically important arthropods. Bed bug infestations will also be discussed. Images from the AMNH's new Leica stereomicroscope, digital montage microscope, and Microptics system will be featured.

Lou Sorkin has provided entomological expertise to numerous entities including: homeowners, steamship companies and operators, marine surveyors, cargo underwriters, admiralty attorneys, insurance agencies, salvage associations, importers, exporters, building owners and managers, diagnostic laboratories, metropolitan police departments, hospitals, museums, public and private schools, authors, and book publishers on various aspects of general, applied, medical, veterinary and forensic entomology. He has presented his work to health care professionals, pest control operators, school classes, and science societies.

Following the meeting, NYMS members and their guests are welcome to join the speaker for Dinner at a selected, local restaurant. Please contact Roland Scal (rscale@qcc.cuny.edu; 718-631-6071) by noon on Saturday, January 16th to RSVP for dinner.

Happy New Year 2010 Happy New Year 2010 Happy New Year 2010 Happy New Year 2010 Happy New Year 2010

T.N.T. 40x, Polarized Light, photomicrograph by Mel Pollinger



N.Y.M.S. BOARD OF MANAGERS

President

Angela V. Klaus, Ph.D., exp. June 2012
Department of Biology
Seton Hall University
400 South Orange Ave
South Orange, NJ 07079
klausang@shu.edu

Vice President

Webmaster

Roland Scal, Ph.D., exp. June 2010
Dept. Biological Sciences & Geology, M-213
Queensborough Community College
222-05 56th Avenue
Bayside, NY 11364-1497
Tel 718-631-6071
Fax 718-631-6678
rscal@qcc.cuny.edu

Treasurer

Librarian & Newsletter Editor

Mel Pollinger, exp. June 2011
18-04 Hillery Street
Fair Lawn, NJ 07410-5207
(201) 791-9826, pollingmel@verizon.net

Secretary

Craig Huemmer, exp. June 2012
NYPD Police Laboratory
chuemmer@hotmail.com

Past President

Peter Diaczuk, exp. June 2010
John Jay College
445 W 59th Street
New York, NY 10019
Department of Sciences
212-237-8896
pdiaczuk@jjay.cuny.edu

Past President

Pauline Leary, exp. June 2011
Smiths Detection
21 Commerce Drive
Danbury, CT 06810
(203) 207-9754
Pauline.Leary@smithsdetection.com

Past President

John A. Reffner, Ph.D., exp. June 2011
John Jay College CUNY
97 Ocean Drive East
Stamford, CT 06902
(203) 348-8098, jareffner@cs.com

Curator & Education Chair

Don O'Leary, exp. June 2010
10 Sampson Street, Unit 113
Saddle Brook, NJ 07663
(201) 368-8849
dkoleary@verizon.net

Membership Chair

Mary McCann, exp. June 2012
McCann Imaging
161 Claflin Street
Belmont MA. 02478
(617) 484-7865 Fax (617) 484-2490
mccanns@tiac.net

Board Member

Gary Mayer, exp. June 2011
mayer@co.somerset.nj.us

Board Member

Seymour Perlowitz, exp. June 2010
perlowitz@hotmail.com

Board Member

Archivist & Associate Curator, exp. June 2012
John Scott

The Mission of the New York Microscopical Society

is the promotion of theoretical and applied microscopy and the promotion of education and interest in all phases of microscopy.

Dues and Addresses

Please remember to mail in your Dues to Mary McCann, Membership Chair (see this page for address).

Junior (under age 18) \$10 Annually

Regular \$30

Student (age 18 or above) \$20 Annually

Supporting \$60 Annually

Corporate (includes one advertisement in NYMS News) \$175 Annually

Life \$300 (payable within the year)

To avoid missing notices:

Notify Mary and me if you have changed your address, phone or email.

Alternate Meeting Notifications

Please note that due to time constraints in publishing, some meeting notices may be available by calling Mel Pollinger at 201-791-9826, or by visiting the NYMS website.

Buy and Read a Good Book on Microscopy.

Part of the NYMS Antique Microscope, as shown in the upper right corner of page one:



Regarding historic microtomes Brian Bracegirdle's book "A History of Micro Technique" is an excellent source. According to Mr. Bracegirdle hand microtomes of the general style depicted here have their roots in an instrument made by Ross in the 1850s.

These instruments roughly have the shape of a mushroom. The stem is hollow and threaded on the inside. A threaded spindle and object holder runs the length of it. To the bottom of the spindle a drum is attached. Turning it by one revolution advances the spindle by 0.5 mm. A circular glass plate on the top acts as a guide for a razor blade that is run free hand across it to cut the material.

The simplicity is so compelling that hand microtomes continue to be available commercially. The Science Company in Denver, Colorado for example offers an instrument that closely resembles the one depicted here. At \$ 70.00 it will not bankrupt the enthusiast.

Jan Hinsch (image by Mel Pollinger)

Some Images From the 2009 Banquet




Great Food, Great Fun, Great Presentation!

Part of The Polarized Light Course

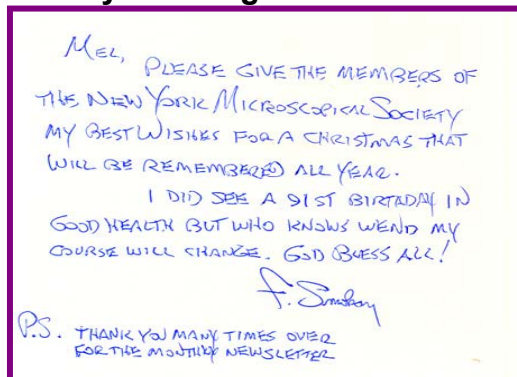
This is a micrograph of a synthetic fiber taken through a polarized light microscope with a Wright

eyepiece. A movable quartz wedge was inserted to the point of compensation. The retardation value can be read directly off the graduated scale.

Jan Hinsch



A Holiday Greeting From Fred Smokay



The NYMS Board of Managers Needs You!

There is a Board position opening for an Education Chairperson. If you are interesting in volunteering for this position, please contact Don O'Leary: dkoleary@verizon.net or (201) 519-2176

Ernst Abbe Memorial Awards

Do you know of someone who has contributed to the field of microscopy? If you believe the individual you know may be eligible to receive NYMS highest honor, the Abbe Award, please contact our Awards Committee Chairperson, John A. Reffner: (203) 348-8098, jareffner@cs.com



From The Editor...if you have email:

Getting the newsletter by email means you receive bonus files that cannot be sent by "snail mail," but even if you continue your USPS delivery of the newsletter, NYMS needs your email address for reporting priority events and special news. Being able to contact you by email means better communication between us. Mel

To Order Your NYMS Lapel Pins



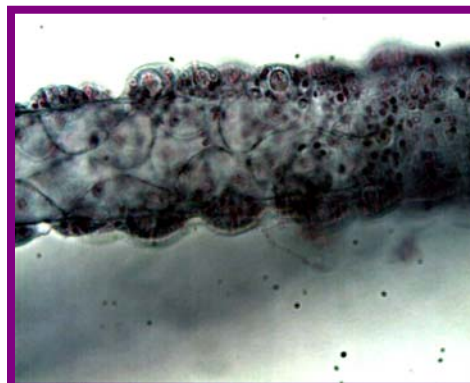
Send a check in the amount of \$12.00 per pin to New York Microscopical Society, c/o Mel Pollinger, 18-04 Hillery Street, Fair Lawn, NJ 07410. To avoid shipping & handling charges, pins may be purchased directly at any NYMS meeting for \$10.00.

Answer to Nov-Dec 2009 Mystery Photo



Contrast-enhanced macro-image of a polished section of banded agate from Morocco. Roland Scal & Gary Mayer guessed closest.

Mystery Photo for January 2010



Call or email Mel Pollinger with your guess.
(201)791-9826, pollingmel@verizon.net

In Memorium

With much sadness I have to report the passing of two long-time Life members and friends of NYMS. See the website for details.

1. Emil Keller, died on November 5, 2009.
2. Phil Harrington, FNYMS, died on February 5, 2009

Got something you want to sell, trade or publish in the Newsletter and/or on the website? Write, call or send an email message to: 201-791-9826 or pollingmel@verizon.net (images accepted)

or

Mel Pollinger, Editor
NYMS Newsletter
18-04 Hillery Street
Fair Lawn, NJ 07410

Regarding how you can receive future newsletters, you may choose one of the following methods:

1. Regular mail, folding may damage images: Do nothing.
2. Email with undamaged full color images, pdf file: Needs your active email address.